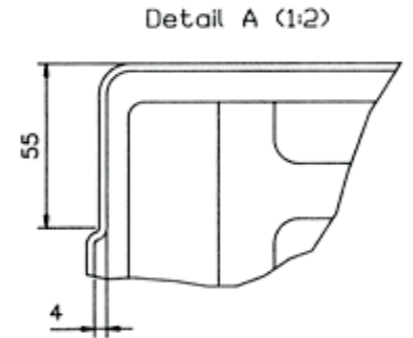
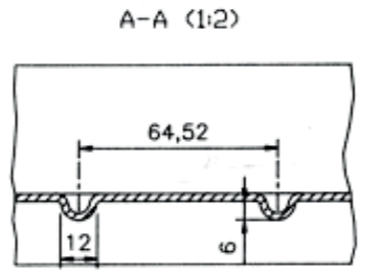
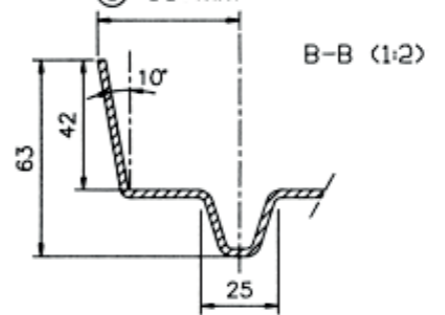


Melleplade	L=1500 mm
Middleplate	L=1500 mm
Mitteplatte	L=1500 mm

B	
1980 mm	①
2000 mm (Standard)	②
2020 mm	③

- ① : 40 mm
- ② : 50 mm
- ③ : 60 mm



GAVLPLADE * ENDPLATE * KOPFSTÜCK	
TYPE 2000/11	
staal plast	Industrivej 19 5750 Ringe Telefon: 62 62 12 16 mail@staal-plast.dk www.staal-plast.dk
	20/9 1994 HR